




OBSTACLES	Height (feet AMSL)
TAKE-OFF CLIMB SURFACES	None
APPROACH SURFACES	Runway 09R / 27L
B Didcot A Power Station chimney	832
Required reduction in height	169
TRANSITIONAL SURFACES	None
INNER HORIZONTAL SURFACE	A Milton Hill House 371
CONICAL SURFACE	None
OUTER HORIZONTAL SURFACE	C Lambourne Downs above 677
D Mast	1013
OBSTACLE FREE ZONES	None
NOTE: Elevation of the lowest runway threshold	185

	Areas above 500 feet AMSL within 10 nm of Aerodrome Reference Point
	Obstacles above the Outer Horizontal Surface
	Aerodrome Safeguarded Area

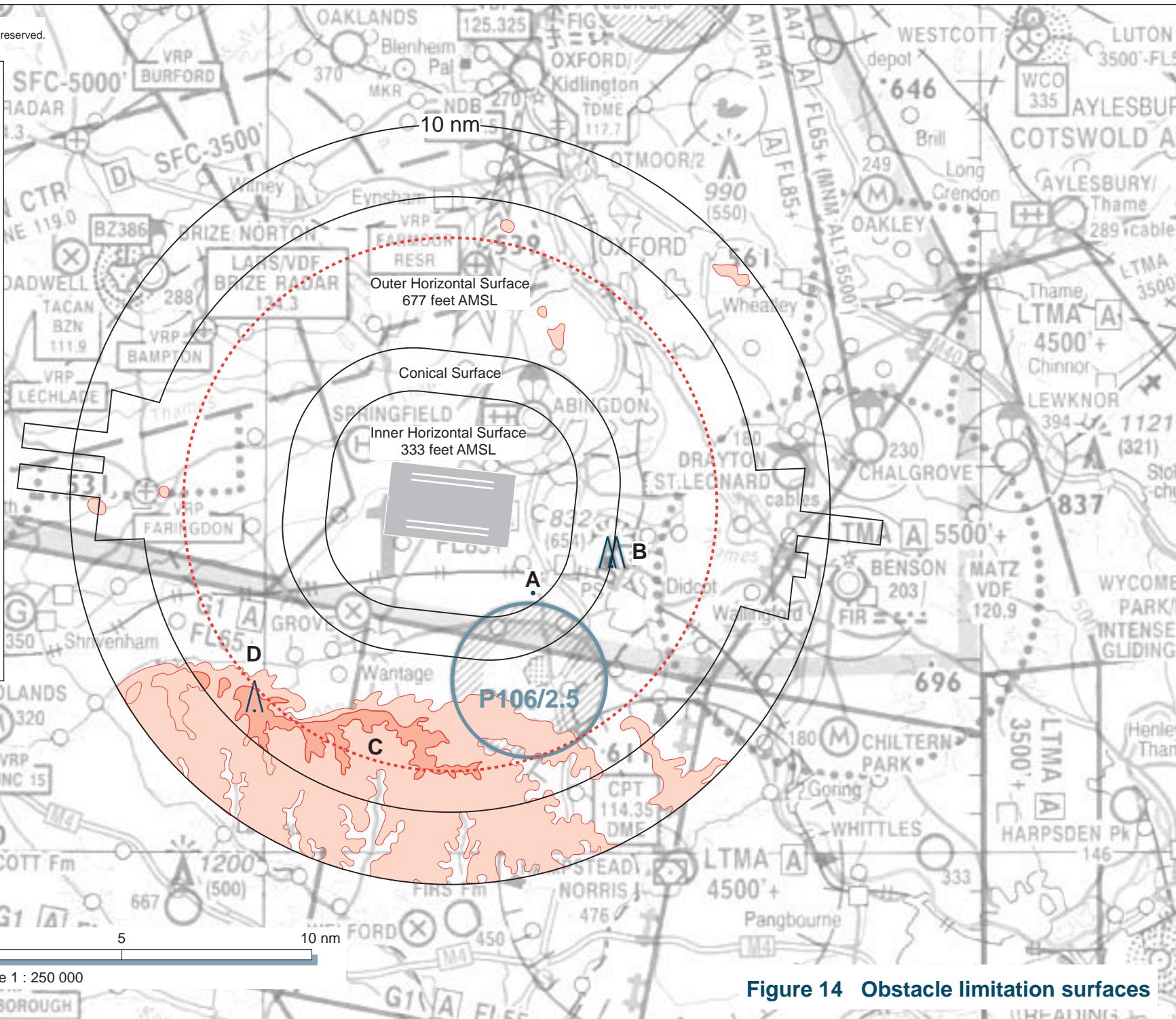


Figure 14 Obstacle limitation surfaces